



TAPESTRY
ONLINE LEARNING
JOURNAL




Introducing Tapestry



New Marston
Primary School

There's an enormous body of research...on the positive impact of parent partnerships...not just in school but throughout life. We cannot educate our children without reaching out to their parents. When schools and families work together, children have a far better chance of not only being successful in school but being successful in life as well.

<http://inclusiveschools.org> (2015)



Having an online system of assessment makes it easier for reception class and home to keep updated with each child's abilities, needs, and preferences and gives children the best chance of fulfilling their potential.

Safe Usage

The current school policy regarding photos states you consent to publishing photos on the website and that photos will not clearly identify individual children by name. This is similar to Tapestry.

No information from Tapestry can be shared with other people or published in any way.

★ This means that photographs or videos from Tapestry cannot be posted on a social networking site or displayed in a public place.

★ Anybody found to be misusing Tapestry or adding inappropriate comments will have their parent account withdrawn.

Why Tapestry?

- Tapestry is a well established online system that is secure and simple and has a fantastic support team too.
- We have found it easy to use and feel confident you will too.
- You get to see what learning through play looks like in school.
- For those children who don't talk that much about school you can use the information on Tapestry to start a conversation with your child about their school life.
- It enables us to work together to help your child reach their full potential.



Parent comments

I have found Tapestry a really useful tool. It gives us parents an insight into your classroom and allows us to see some of the activities the children do in class.

We think tapestry is fantastic, it is lovely to be able to see what Frankie & the rest of the children are doing in class.

Tapestry has been a source of valued information about Daisy's journey and the children's learning. I only have positive reviews so please continue with Tapestry!!!

I was not sure about Tapestry at first, mainly because of privacy reasons, but it has been so good to see how Adams reception year has progressed in photos and great comments made by the teachers. I would recommend Tapestry to any parents who are not sure, it's safe and will always bring a smile to your face when you see your child doing different activities at school. Many thanks.

We think tapestry has been great to see the academic and social progress Maisie has made over the year. It has also been good to see the pictures of her and her classmates.

Example of an observation

The screenshot shows a digital observation record on the Tapestry platform. At the top, it says "Welcome to St Mary's Playgroup Teitbury" and "Heidi Bailey". The main title is "Making a book" by Marie Ware, dated 02 Nov 2015 08:58 PM. It lists "3 assessments" for "Thomas Bailey". The central part of the page features two video thumbnails showing a young boy in a green shirt sitting at a table with a blue and white polka-dot tablecloth, drawing in a book. Below the videos is a "Notes" section with a yellow background containing the text: "Thomas has started developing a tripod grip as he does more and more mark-making. Today he drew several pictures which we then made into a book. Thomas told me he was drawing circles and he also did a picture of 'daddy'." Underneath the notes are three assessment categories, each with a "DEVELOPING" status: "Physical Development -> Moving and Handling -> 30-50 months" (Holds pencil between thumb and two fingers, no longer using whole-hand grasp), "Literacy -> Writing -> 30-50 months" (Sometimes gives meaning to marks as they draw and paint), and "Mathematics -> Shape, space and measure -> 30-50 months" (Shows interest in shape by sustained construction activity or by talking about shapes or arrangements). At the bottom, there is a "Leave a reply" section with a text input field and an "Add Reply" button. The page is decorated with a blue and white grid pattern, green grass borders, and various nature-themed icons like a bee, butterfly, snail, and caterpillar.

Photo or video taken during the observation

The areas of learning and statements the observation is covering

The description or notes made to explain what is happening or what the child is doing

Sometimes gives meaning to marks as they draw and paint.

Mathematics → Shape, space and measure → 30-50 months

DEVELOPING

Shows interest in shape by sustained construction activity or by talking about shapes or arrangements.

Leave a reply



Add Reply

Powered by  TAPESTRY
ONLINE LEARNING JOURNAL



Underneath the description of the observation there is a box where you can leave a reply'

Example of a comment

View History Bookmarks Develop Window Help 68% [🔋] Wed 23:48 🔍 ☰

The Foundation Stage Forum Ltd. 🔄

📬 Heidi Bailey ▾


Notes

Alfie was really pleased with himself and wanted to show how well he had a go at drawing the sound 'm.' when I asked him what sound he had written, he replied, "mmmm." his pencil control is developing well.

Assessments


Physical Development → Moving and Handling → 30-50 months
Holds pencil near point between first two fingers and thumb and uses it with good control.


Literacy → Writing → 40-60 months
Links sounds to letters, naming and sounding the letters of the alphabet.

 **Vikki Morris**
MOTHER - 09 Nov 2015 08:59 PM Delete

Alfie has been very proudly showing us writing an m and has now shown me how to draw an s!! He has been doing this at any opportunity including during messy play.

Leave a reply







Get ready for your email

Tapestry 🔍 Rosemary ☰

← 📧 ⌚ 🗑️ Move to Inbox 📧 More ▾ 12 of 21 < >

 **Tapestry** <noreply@eylj.org> Sep 22 ☆ ↶ ▾
to me ▾

 **TAPESTRY**
ONLINE LEARNING JOURNAL

Tapestry Account Activation

Hello Rosie,

You have received this email because a **Tapestry** account has been created for you at Little Gates for Little People.

IMPORTANT!

If you did not request this account, please ignore this email.

Instructions

We require that you activate your account by creating a password. Simply click on the link below and complete the rest of the form.

<https://eylj.org/passreset/BBF6-875F-58D3-EF85-6C43-5A00/>
This link will expire at 11:22 on 29 Sep 2015 (BST).

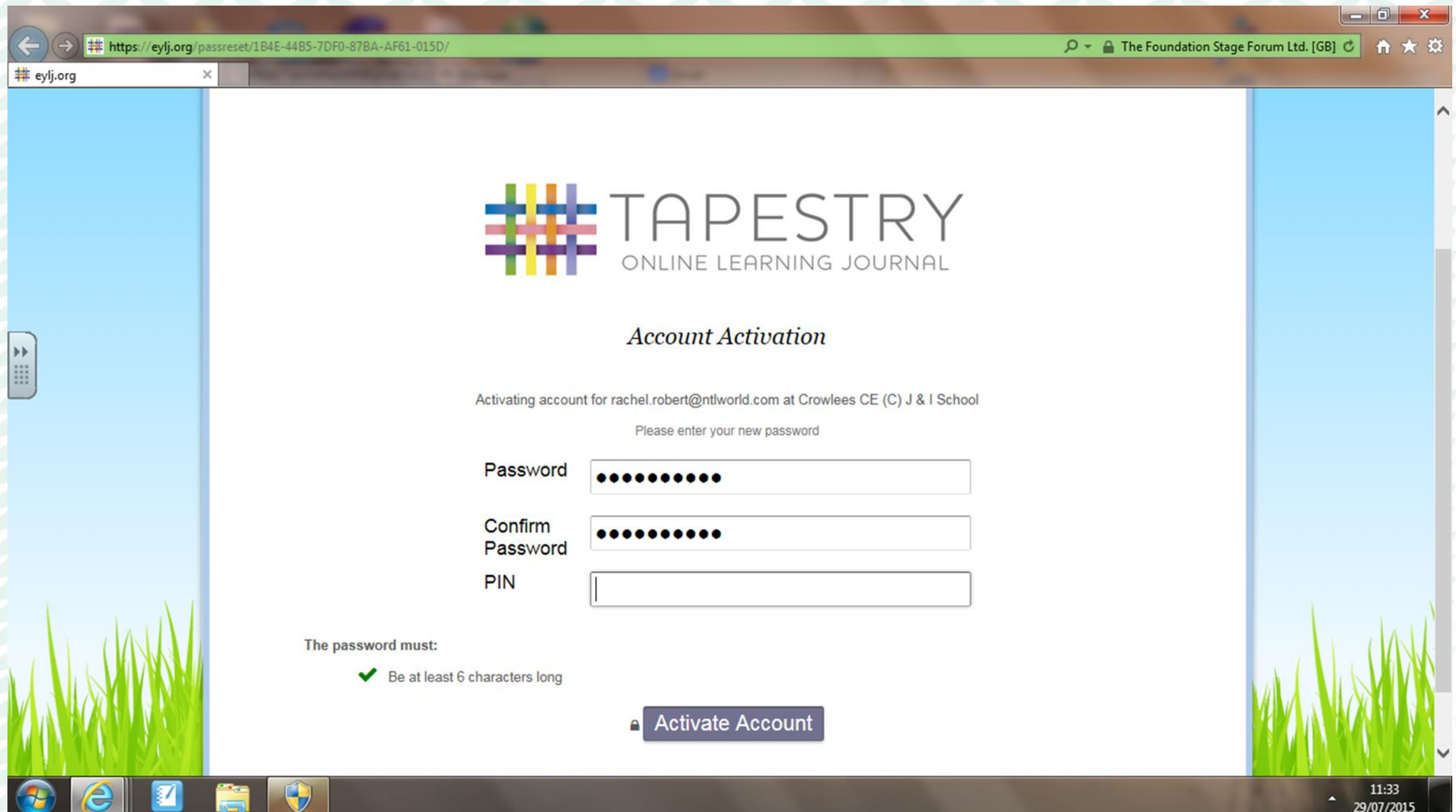
(Some email client users may need to copy and paste the link into your web browser).

Is this not working?

If you cannot activate your account, please contact your setting manager to rectify the problem.

Please do not reply to this email


Don't forget to activate your account



The screenshot shows a web browser window with the URL `https://eylj.org/passreset/1B4E-44B5-7DF0-87BA-AF61-015D/`. The page title is "eylj.org". The main content area features the Tapestry logo (a grid of colored lines) and the text "TAPESTRY ONLINE LEARNING JOURNAL". Below the logo, the heading "Account Activation" is displayed. The page indicates that the account is being activated for "rachel.robort@ntlworld.com at Crowlees CE (C) J & I School". A prompt asks the user to "Please enter your new password". There are three input fields: "Password" (filled with 10 dots), "Confirm Password" (filled with 10 dots), and "PIN" (empty). Below the fields, a note states "The password must:" followed by a green checkmark and the requirement "Be at least 6 characters long". At the bottom center, there is a blue button labeled "Activate Account". The browser's taskbar at the bottom shows the Windows logo, Internet Explorer, and other icons. The system tray in the bottom right corner shows the time "11:33" and the date "29/07/2015".

https://eylj.org/passreset/1B4E-44B5-7DF0-87BA-AF61-015D/ The Foundation Stage Forum Ltd. [GB]

eylj.org

 TAPESTRY
ONLINE LEARNING JOURNAL

Account Activation

Activating account for rachel.robort@ntlworld.com at Crowlees CE (C) J & I School

Please enter your new password

Password

Confirm Password

PIN


The password must:

✓ Be at least 6 characters long

11:33
29/07/2015

Don't panic if you haven't yet downloaded the app!


●●●○○ Vodafone UK 18:45



Email

Password

●●●○○ Vodafone UK 18:42



Story telling
19 hours ago
Thomas Bailey

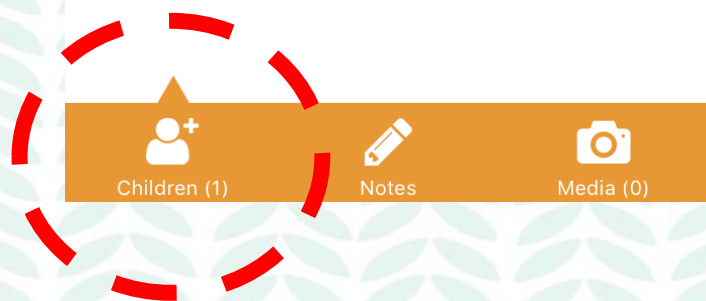
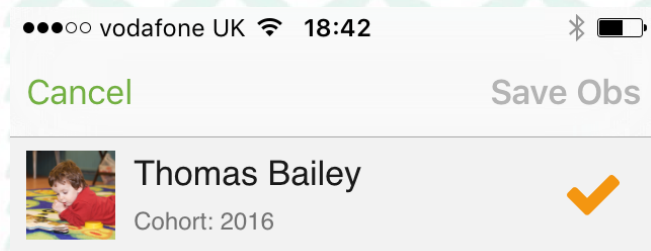
Filming by Tommy!
8 days ago
Thomas Bailey

Making a book
8 days ago
Thomas Bailey

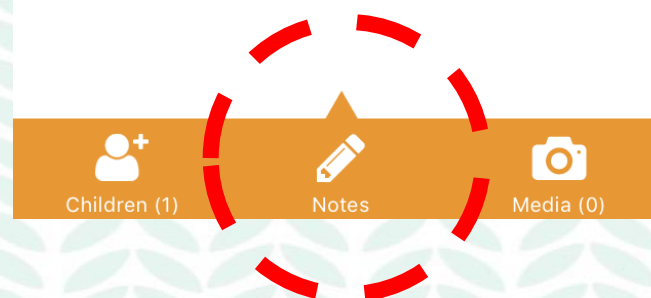
Pirate adventure
21 days ago
11 Children

Colour race!
24 days ago


We value your input – share your ‘Wows’!



You will only be able to choose your child.



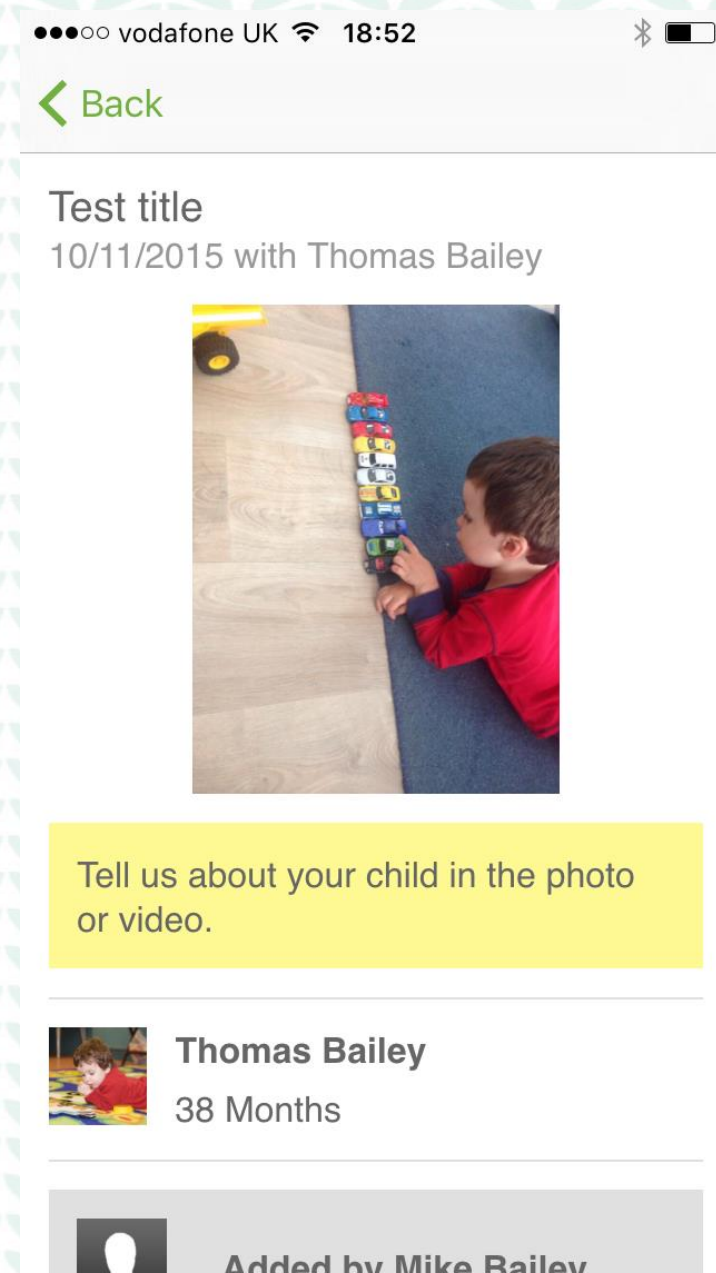
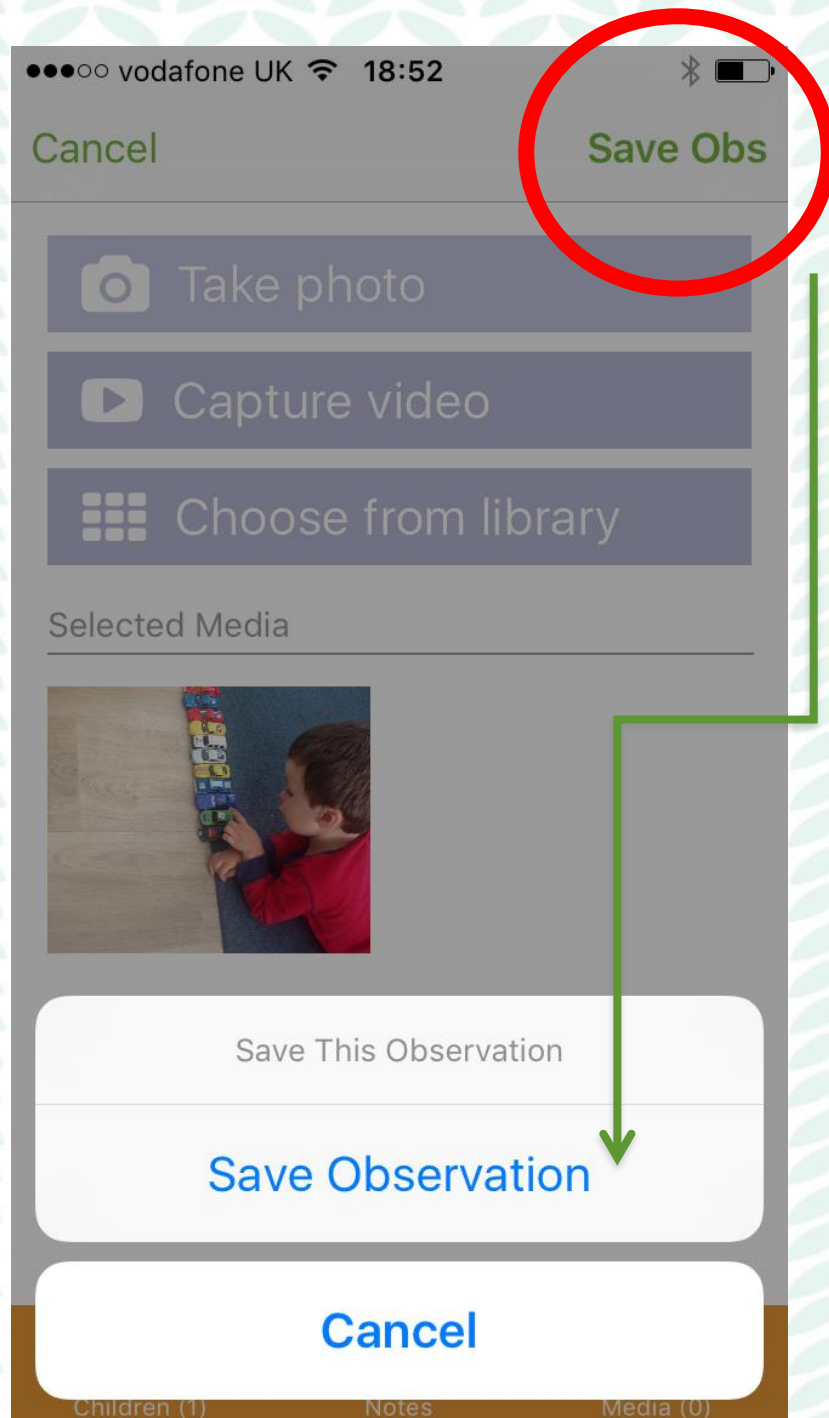
Tell us about it!



Click the camera to upload the photo or video

We're almost there...

Click 'Save Obs' and then 'save observation'



This is then what you'll see once you've saved it

We can then assess from your WOW moments too!

Outlook.com - heidijmurphy@hotmail.com | Story telling - St Mary's Playgroup Tetbury

Welcome to St Mary's Playgroup Tetbury | Heidi Bailey

Notes

Tom was retelling his own version of his storybook to his brother, starting with "one a time...!"

Assessments

Literacy → Reading → 30-50 months DEVELOPING

Beginning to be aware of the way stories are structured.
Looks at books independently.
Handles books carefully.
Holds books the correct way up and turns pages.

Marie Ware STAFF - 10 Nov 2015 07:46 PM Delete

Fantastic reading Tommy!

Leave a reply

Key points

- Make sure you've signed up!
- Contribute to your child's learning journey by replying to observations
- Talk to your child about what you have seen on tapestry
- Add your own observations!

Thank you for coming!

